

NERO[®]

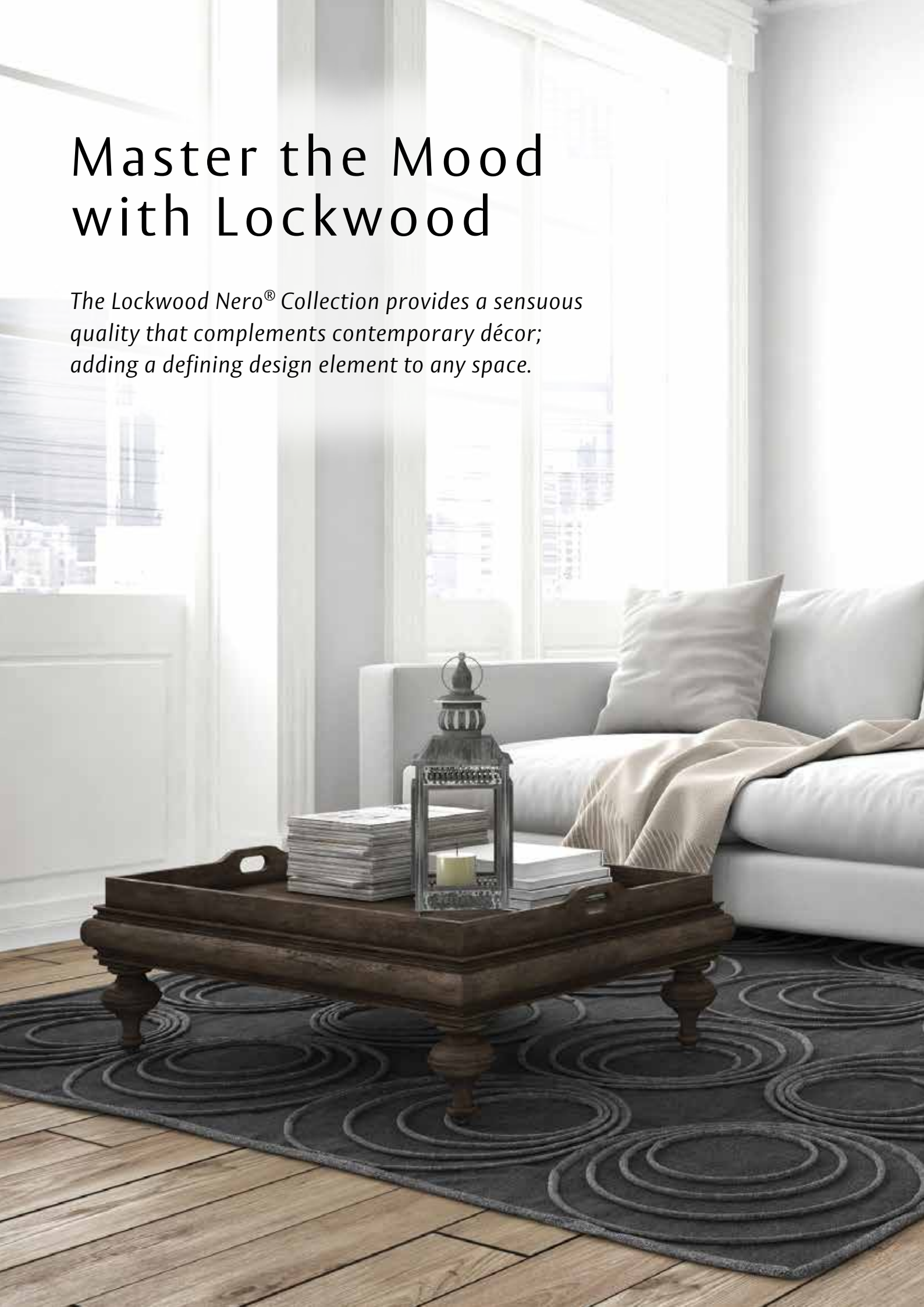
COLLECTION



ASSA ABLOY

Master the Mood with Lockwood

The Lockwood Nero® Collection provides a sensuous quality that complements contemporary décor; adding a defining design element to any space.





Contents



Entrance Pull Handle

page 5



Velocity® Large Rose Series Element Lever

page 6



Velocity® Small Rose Series Element Lever

page 8



Velocity® Small Rose Series Escutcheons

page 10



Cavity Sliding Door Lock

page 11



FP2 Flush Pull

page 12



724 Series Slide Arm Door Closer

page 13



Nexion® Mechanical Entrance Lockset

page 14



Paradigm® 005 Double Cylinder Deadbolt

page 15



Outland Sliding Door Track

page 16

Entrance Pull Handle

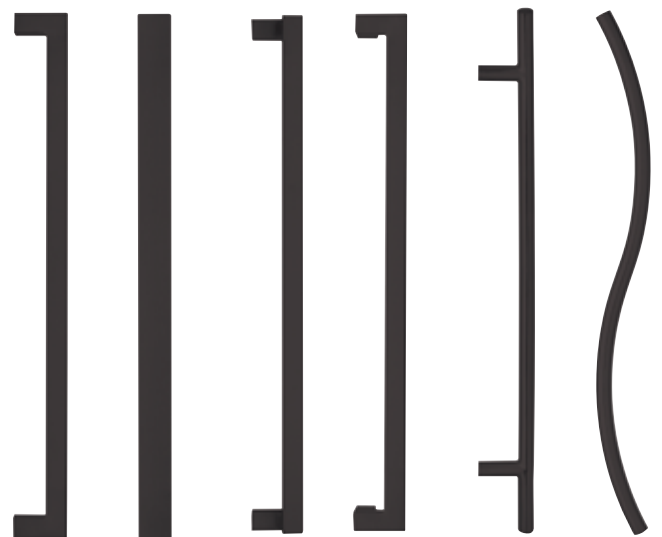


Make a statement with the Lockwood 143/146/147 Entrance Handles; constructed using the finest materials to incorporate the maximum standards in durability, finish and design.

Suited to both residential and commercial applications, this handle is supplied with spigots to suit 10 – 12mm thick glass doors as well as aluminium and timber doors up to 50mm thick.

Features

- Constructed of 304 grade stainless steel
- Suitable for use in both internal and external environments



143 Entrance Pull Handle
143x300MBK
143x450MBK
143x600MBK

146 Entrance Pull Handle
146X450MBK
146X600MBK

147 Entrance Pull Handle
147X450MBK

Velocity® Large Rose Series Element Lever



Be confident with a design that transcends the basic functional and aesthetic requirements of residential hardware.

Setting the benchmark in ease of installation, the Lockwood Velocity leverset is supplied pre-assembled with no loose screws or spindles. Screws align through the rose removing the need to locate them blind through the door. A twist and a quick tightening of the screws and the levers are installed.

Featuring a 63mm round rose or 66.5mm square rose, the Nero® Velocity Large Rose Series is suitable for retrofit and common residential door preparations.


Features

- All fixings are concealed beneath a removable rose trim providing a crisp and clean presentation desired by the discerning home owner
- Simple twist and tighten fixing method with pre-assembled lever set allows for super easy and fast installation
- Available in a choice of square or round rose with the Element lever design

Velocity® Large Rose Series Element Lever



VEL1/L1MBKDP (Passage)
VEL2/L1MBKDP (Privacy)
VEL3/L1MBK (Dummy)



VEL1/L1MBKDP + VES1-TRIMMBK (Passage)
VEL2/L1MBKDP + VES2-TRIMMBK (Privacy)
VEL3/L1MBK + VES1-TRIMMBK (Dummy)



VEL1/L2MBKDP (Passage)
VEL2/L2MBKDP (Privacy)
VEL3/L2MBK (Dummy)



VEL1/L2MBKDP + VES1-TRIMMBK (Passage)
VEL2/L2MBKDP + VES2-TRIMMBK (Privacy)
VEL3/L2MBK + VES1-TRIMMBK (Dummy)




VEL1/L3MBKDP (Passage)
VEL2/L3MBKDP (Privacy)
VEL3/L3MBK (Dummy)



VEL1/L3MBKDP + VES1-TRIMMBK (Passage)
VEL2/L3MBKDP + VES2-TRIMMBK (Privacy)
VEL3/L3MBK + VES1-TRIMMBK (Dummy)



VEL1/L4MBKDP (Passage)
VEL2/L4MBKDP (Privacy)
VEL3/L4MBK (Dummy)



VEL1/L4MBKDP + VES1-TRIMMBK (Passage)
VEL2/L4MBKDP + VES2-TRIMMBK (Privacy)
VEL3/L4MBK + VES1-TRIMMBK (Dummy)

Velocity® Small Rose Series



Capture the aesthetic tone of on trend design whilst maintaining utilitarian desire with the Nero® Velocity Small Rose Series.

Designed for semi-commercial and residential applications, this range can be used with commercial mortice locks in addition to having passage, privacy and dummy leversets.

Featuring a 55mm round rose or 58mm square rose, the Nero® Velocity Small Rose Series is suitable for retrofit and common residential door preparations.

Features

- All fixings are concealed beneath a removable rose trim providing a crisp and clean presentation desired by the discerning home owner
- Simple twist and tighten fixing method with pre-assembled lever set allows for super easy and fast installation
- Choose from two lever designs, the ever popular Element L3 lever and the AS1428.1 compliant Dianella L8 lever
- Available in a choice of square or round rose
- Successfully tested up to 2 hours on fire door assemblies with the Australian Standard AS1905.1 2005 - Part 1: Fire Resistant Doorsets when used with Lockwood Synergy or Selector mortice locks
- Includes range of escutcheons such as a AS1428.1 compliant turnknob, standard turnknob and privacy indicating emergency turn.

Velocity® Small Rose Series



Round Rose Mortice Set
VSR0/L3MBK



Round Rose Passage Set
VSR1/L3MBK



Round Rose Privacy Set
VSR2/L3MBK



Round Rose Dummy Handle (half set)
VSR3/L3MBK



Square Rose Passage Set
VEL1/L3MBK + VSS1-TRIMMBK



Square Rose Privacy Set
VEL2/L3MBK+ VSS2-TRIMMBK



Round Rose Passage Set
VSR1/L8MBK



Round Rose Privacy Set
VSR2/L8MBK

Velocity® Small Rose Series Escutcheons



Euro Profile Cylinder Escutcheon
VSR5/MBK



Oval Cylinder Escutcheon
VSR6/MBK




Standard Turnknob
VSR7/MBK



Privacy Indicating Emergency Turn
VSR8/MBK



Disabled Accessible Turnknob
VSR9/MBK



Square Rose Escutcheon Trim
VSS6-TRIMBK

Cavity Sliding Door Lock




Combining elegance and ease of use, the Lockwood Cavity Sliding Door Lock provides a subtle sophistication and innovative solution for all your cavity sliding door needs.

Features

- Fitted flush against the panel of the sliding door for full recess into the door cavity
- Only available in the Privacy latch model as shown
- Retractable Door Pull for ease of use
- Compliments Velocity option 63mm rose



Exterior View
7400MBKDP



Interior View
7400MBKDP


FP2 Flush Pull



Providing minimalist perfection, the Lockwood Nero® Flush Pull is suited for numerous applications which require the door furniture to be flush with the surface of the door.

Feature

- Fitted flush against the panel of the sliding door for full recess into the door cavity



Flush Pull
FP2-150MBK

724 Series Slide Arm Door Closer



The Lockwood 724 Rack and Pinion Slide Arm Series provides a clean appearance on the door whilst utilising the same robust features and benefits of Rack and Pinion functionality. This door closer can be matched with the Nero® range of leversets to be used in commercial applications.

Features

- Power adjustable EN 2 to 4
- Adjustable Back check (BC)
- Non-handed
- Suitable for regular and over-door mounting
- Successfully tested up to 4 hours on fire door assemblies in accordance with Australian Standard AS1905.1-2005, Part 1: Fire Resistant Doorsets



Door Closer
724SRBLK

Nexion® Mechanical Entrance Lockset



The Lockwood Nexion Mechanical Entrance Lockset represents the next generation in home security.

Designed and manufactured to the highest quality standard, the Lockwood Nexion range has set the benchmark for safety, security and style. The Nexion range of deadlatches offers the ultimate protection for your home and family.

Features

- SafetyRelease™ automatically unlocks the inside handle upon entry to minimise the risk of being locked in
- LockAlert® indicator shows lock status at a glance
- Three modes of security: Secure, Safety and Passage mode provides excellent security without compromising convenience
- Designed to be keyed to builder's key systems as well as keyed alike to other Lockwood door locks
- Conforms to Australian Standard AS4145.2-2008 S,7D8C5K6



Paradigm® 005 Double Cylinder Deadbolt



The Paradigm 005 Double Cylinder Deadbolt is the premium security solution with its innovative safety features. Its contemporary styling can be combined with the entrance handle and leversets in the Nero® range to create an elegant look to any front door.

Features

- Three function modes with DualSelect® provides perfect combination of convenience and security
- High security cut resistant stainless steel bolt
- Safety Release™ automatically unlocks internal knob upon key entry from outside
- LockAlert® indicator shows lock status at a glance
- Available in round and square rose
- Compliments Velocity option 63mm rose



005/B1MBKDP



005/B1MBKDP



005/B2MBKDP



005/B2MBKDP

Outland Sliding Door Track



The Lockwood Outland Sliding Door Track incorporates industrial design with the highest standards of quality. The Outland offers a classic barn door look with exposed steel straps that wrap beautifully around the nylon wheels; running smoothly along a flatbar track.

Features

- Easy to install, perfect for DIY installations
- High quality powder coat finish provides excellent durability
- Quiet operation with nylon bearing wheels
- Available in 2 & 3m options



OTL2000BLK / OTL3000BLK



25YEAR

**MECHANICAL
WARRANTY**

For full details of Lockwood Warranties, please visit
www.assaabloy.co.nz/warranties

ASSA ABLOY New Zealand Ltd
6 Armstrong Road
Albany, Auckland, 0632
New Zealand

nzsales@assaabloy.com
Telephone +64 9 448 9188
assaabloy.co.nz



NECOCONSBR0_1017