

# ASSA ABLOY Euro Profile Cylinders

## Features & Benefits

### Euro Profile Cylinder

#### Key features:

- 5 pin euro profile cylinder
- 4 levels of master keying system
- Available lengths - 45mm, 60mm, 70mm, 80mm, 90mm, 100mm

#### Benefits:

- Versatile usage
- Key control
- Suitable for various thickness of doors

#### Technical details:

- Satin Nickel finish
- Suitable door thickness up to 120mm
- Each euro profile cylinder supplied with 3 keys
- Cylinders available in -
  1. Cylinder and turn
  2. Double cylinder
  3. Single cylinder
  4. Privacy cylinder

ASSA ABLOY range of euro profile fixed cam cylinders is suitable to be used with euro profile mortise lockcases.



Euro Profile Cylinders

ASSA ABLOY

Experience a safer  
and more open world

Euro Profile Cylinder  
Thumbturn cylinder

Model no.	Cylinder length	Finish
AACT30/30SNKD-S	Overall Length - 60mm Case Length - 30/30	Satin Nickel
AACT35/35SNKD-S	Overall Length - 70mm Case Length - 35/35	Satin Nickel
AACT40/40SNKD-S	Overall Length - 80mm Case Length - 40/40	Satin Nickel
AACT45/45SNKD-S	Overall Length - 90mm Case Length - 45/45	Satin Nickel
AACT50/50SNKD-S	Overall Length - 100mm Case Length - 50/50	Satin Nickel

Description: Thumbturn cylinder,  
5 pin, Master keying optional



Euro Profile Cylinder  
Double cylinder

Model no.	Cylinder length	Finish
AADC30/30SNKD-S	Overall Length - 60mm Case Length - 30/30	Satin Nickel
AADC35/35SNKD-S	Overall Length - 70mm Case Length - 35/35	Satin Nickel
AADC40/40SNKD-S	Overall Length - 80mm Case Length - 40/40	Satin Nickel
AADC45/45SNKD-S	Overall Length - 90mm Case Length - 45/45	Satin Nickel
AADC50/50SNKD-S	Overall Length - 100mm Case Length - 50/50	Satin Nickel

Description: Double cylinder  
5 pin, Master keying optional



Euro Profile Cylinder  
Half cylinder

Model no.	Cylinder length	Finish
AAC/45-S	Overall Length - 40mm Case Length - 30/10	Satin Nickel
AATT/40-S	Overall Length - 45mm Case Length - 35/10	Satin Nickel
AAC/45-SNMK-S	Overall Length - 45mm Case Length - 35/10	Satin Nickel

Description: Half cylinder,  
5 pin, Master keying optional



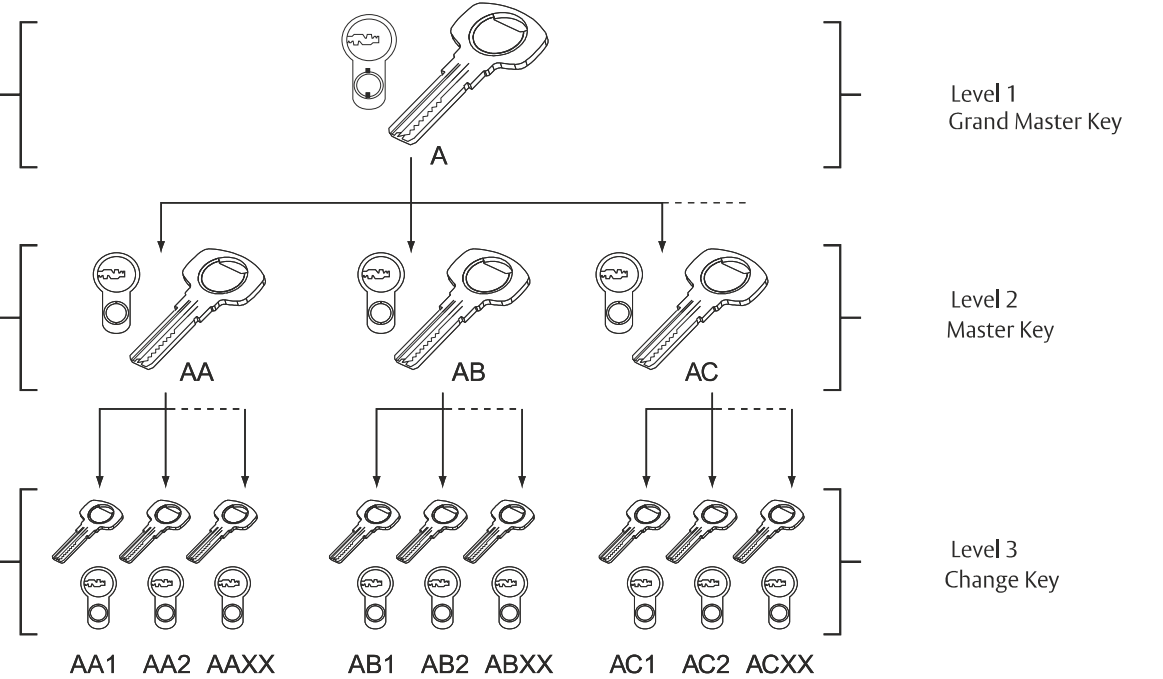
Euro Profile Cylinder  
Privacy cylinder

Model no.	Cylinder length	Finish
AABT/30/30-S	Overall Length 60mm Case Length - 30/30	Satin Nickel
AABT/35/35-S	Overall Length - 70mm Case Length - 35/35	Satin Nickel

Description: AA BT/30/30-S - ASSA ABLOY Bathroom (Privacy)  
AA BT/35/35-S - ASSA ABLOY Bathroom (Privacy)



Master key system  
Hierarchy  
Pictorial  
Representation



Access Levels

Open premises. But not to everyone

Of course, your building must be open and welcoming for visitors and employees. Yet at the same time, it should remain protected against unauthorised access attempts. Securing a building involves meeting this and many other challenges.

Protecting specific premises and areas

You can ensure authorised access with a security locking system that keeps shared spaces accessible and sensitive assets safe.

Convenient access for authorised personnel

How many doors do your cleaning teams open on a daily basis? Authorised personnel should enter easily without carrying huge key bunches.

Locking non-door points

Security does not end with a locked door. Whether at cabinets, lifts or gates, a building needs security for all its sensitive spots.

Trusted security without compromises

The CY110 locking system is manufactured by the global leader in access solutions. ASSA ABLOY solutions secure sensitive premises of all types across the world.

Manage and filter access

Commercial buildings get a lot of footfall: the intern shouldn't be able to unlock the CEO's office.

Protect sensitive assets

Personal or sensitive documents must be secured and only accessible by staff with authority.

Separate shared from private spaces

Meeting rooms must be open to all, but only the IT team should access the server room.

Choose durable locks for high-traffic doors

Some doors, including the main entrance, are heavily used all day — and require tough, durable locking.



Access Levels

Hands-on access management with the CY110 Master Key System

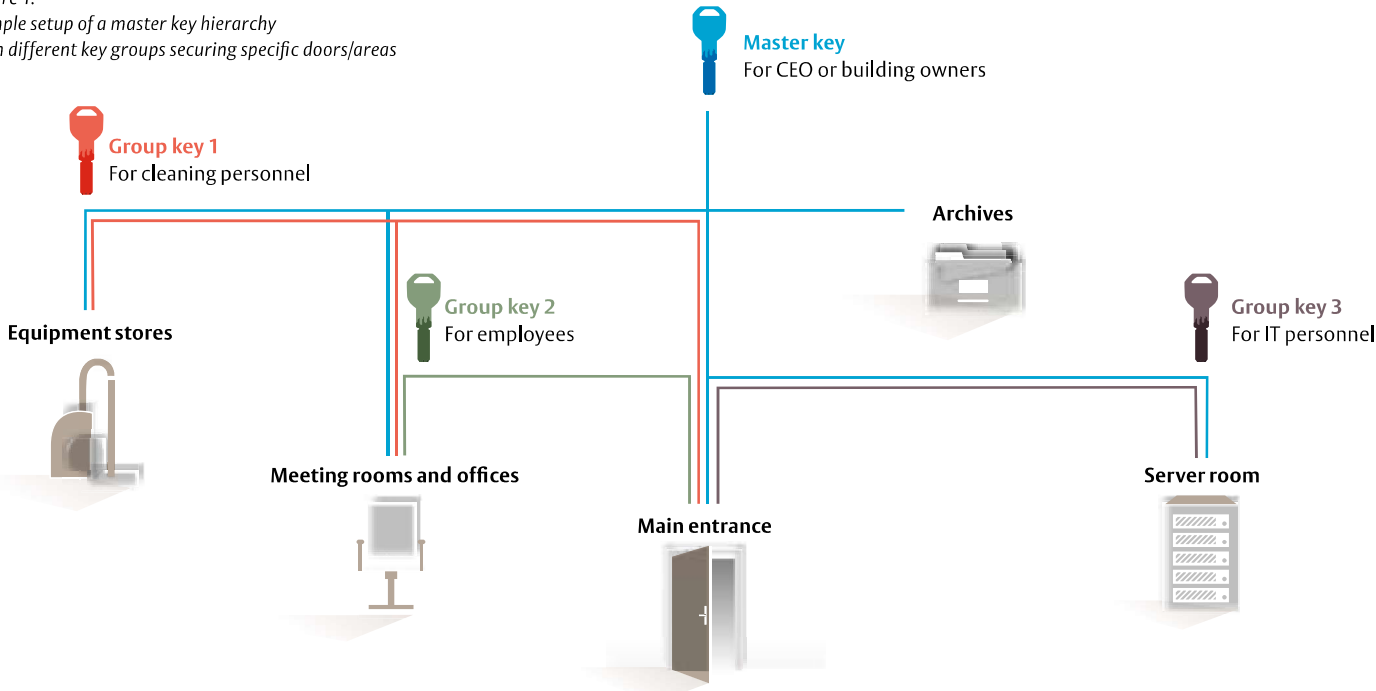
Specific keys for designated areas help you regulate access within your building

Access all areas? In commercial premises, people come and go all day. Manage keys help you control their access.

**Your key to security locking systems**  
A CY110 Master Key System helps you tailor secure, individualised access to rooms, groups or areas. Nobody needs to carry large, inconvenient key bunches, and no one has access to rooms beyond their specific authority. CY110 is the modern master key solution.

- Benefits at a glance**
- An affordable solution for every locking point: CY110 can secure more than just doors
  - Trusted protection against unauthorised access: CY110 lets the right people in and keeps everyone else out
  - Premium contemporary design and performance: CY110 hardware is hassle-free, easy to install and simple to use

Figure 1:  
Sample setup of a master key hierarchy with different key groups securing specific doors/areas





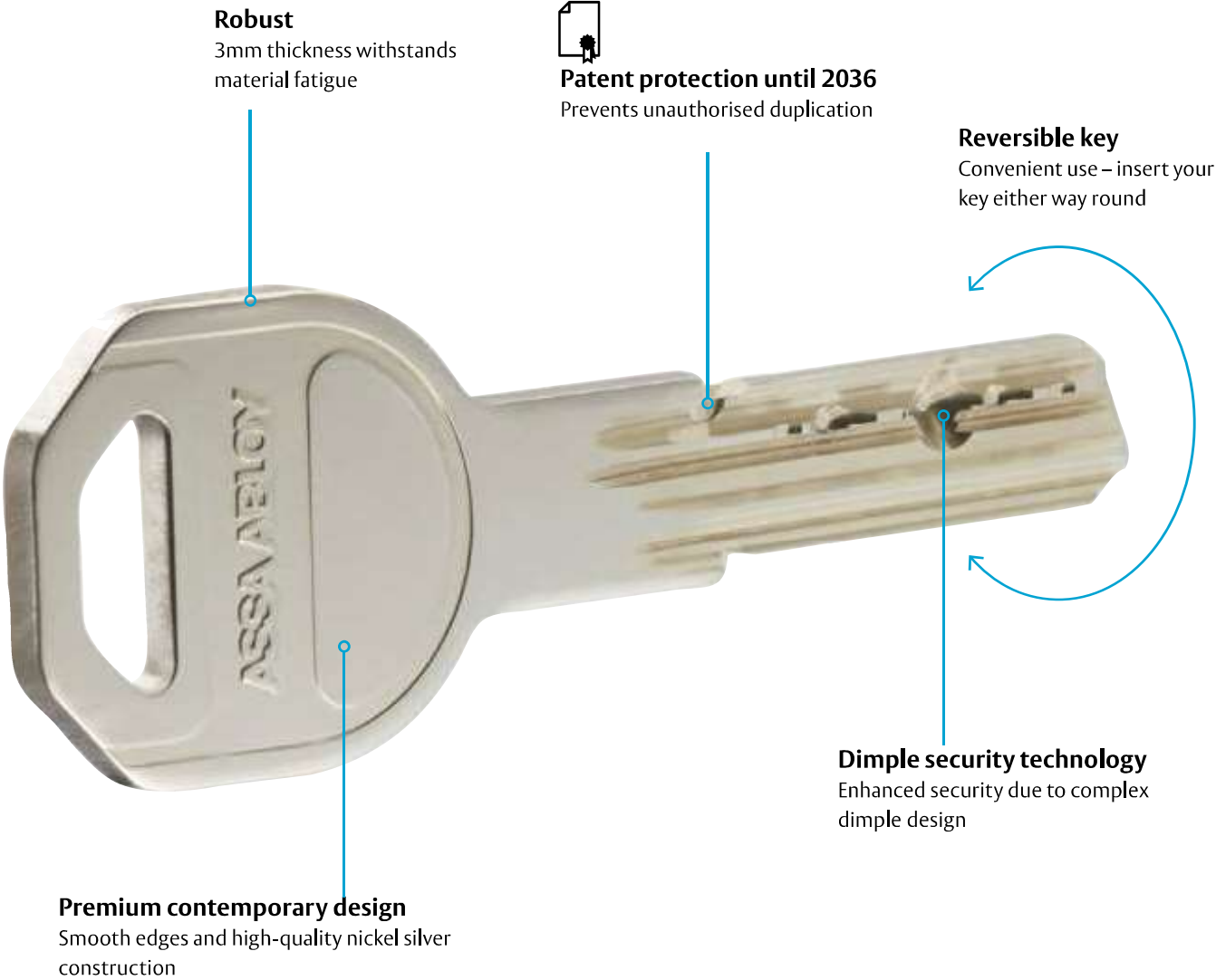
Security Level

Mastering all your locking challenges  
CY110 key

Designed for flexible master key capability

The CY110 key's intelligent design creates broad master key capability, so you can fine-tune security levels across the premises. CY110 keys are robust, with security technology patent-protected until 2036. Only a certified partner may copy a CY110 key: an individual security card\* can further minimise any risk of unauthorised key sharing.

\* where available regional adaptation required.

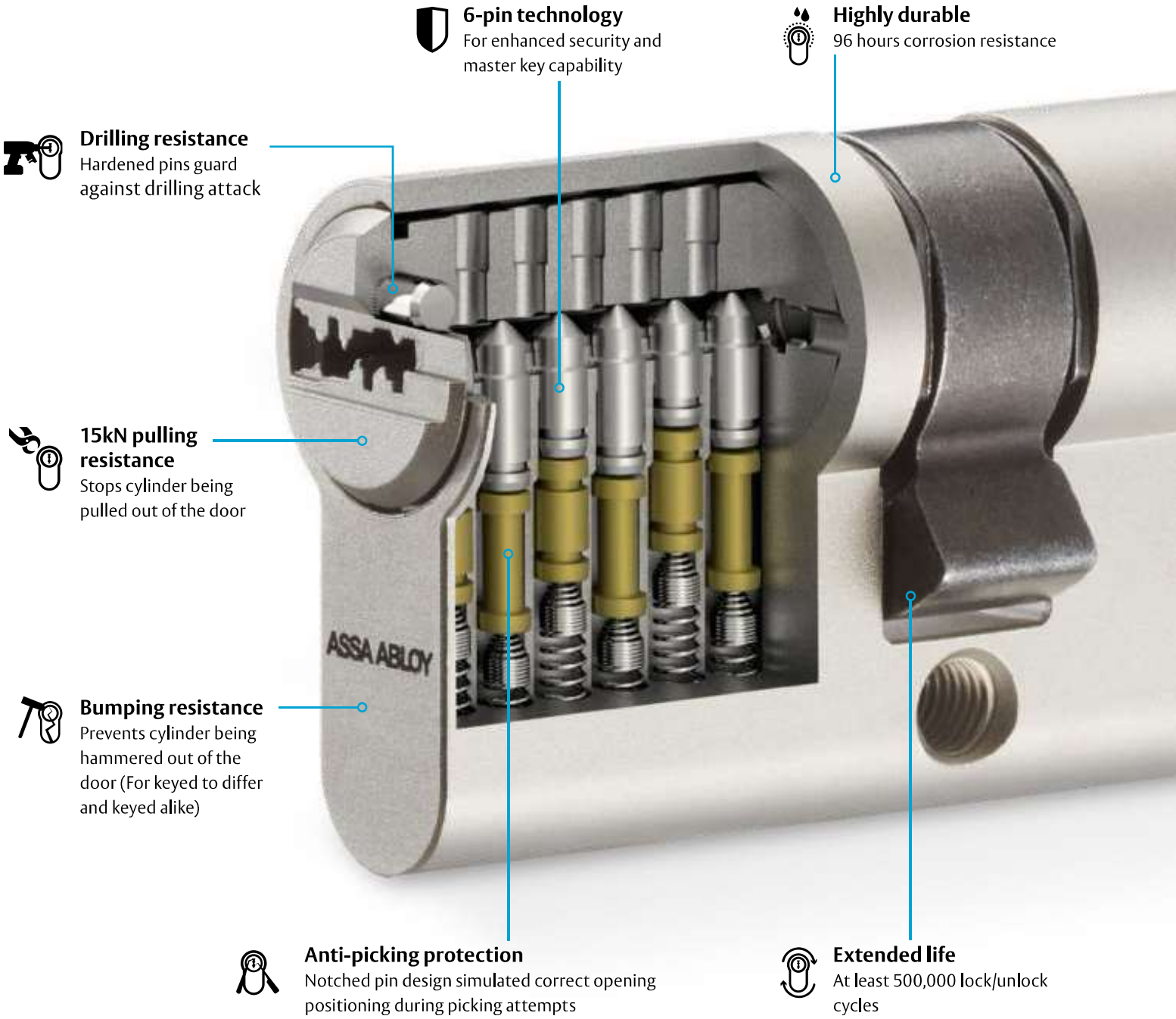


Certified security

CY110 cylinders and padlocks meet major European security standards: EN 1303:2015, EN 12320:2012 and SKG

Security standard	Category of use	Durability	Door mass and closing force	Fire resistance	Security	Corrosion	Key related security	Attack resistance
EN 1303:2015 CY110 Euro cylinder	1	6	-	B	-	C	5	D
EN 12320:2012 CY110 Padlock	1	1	-	-	3	3	-	-

\*When used with security escutcheon



Application Level

Double Euro cylinder

Features

- Lengths starting at 30|30 to 80|80mm in 5mm increments
- Optional emergency cam
- Optional free-rotating cam
- Black chrome finish available



Thumbturn Double Euro cylinder

Features

- Lengths starting at 30|30 to 80|80mm in 5mm increments
- Optional clutch release
- Optional classroom function
- Black chrome finish available



Rim cylinder

Features

- For use with night latches
- 32mm face – 29mm body
- Widely applicable 54mm tailpiece length

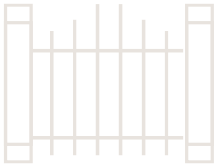


Padlock

Gates, sheds, and fences

Features

- Versatile: indoor and outdoor application (optional dust covering)
- Optional dust cover increases corrosion resistance to 240 hours
- Secure: 8mm hardened boron steel shackle and chrome-plated body




Cam lock

Cabinets, drawers, and letterboxes

Features

- 33mm face – 22mm body
- Key retaining to prevent being left unlocked
- Optional angled cam



Single Euro cylinder

Elevators, toilets, internal doors

Features

- Lengths starting at 30|10 to 80|10mm in 5mm increments
- Multi-positon cam as standard
- Thumbturn variant available
- Black chrome finish available

