



Lever Handles

ASSA ABLOY

Experience a safer
and more open world

Features and Benefits

Stainless Steel Lever Handles

Key features:

- Made of SS 304
- 200,000 cycles tested
- Exclusive range

Technical details:

- Door thickness required - 30mm-50mm
- Spindle - 8mm x 8mm
- Suitable for hinged timber, metal doors
- All lever handles come complete with two euro cylinder escutcheons
- Roses are designed to fit back to back and fixing is concealed by the use of a slip on outer rose
- Finish - US32D

The Stainless Steel door furniture range offers a selection of stylish and durable levers on round rose.



Benefits:

- High corrosion resistance
- High durability
- Choice of Solid and Tubular lever designs

Solid Stainless Steel Lever Handle

Model no.: ASL - 010

Description: Solid Lever on Rose

Dimensions: Length - 127mm
Spindle: 8mm x 8mm Straight Spindle Standard
Round Rose: Ø54mm x 8mm

Finish: Satin Stainless Steel - US32D



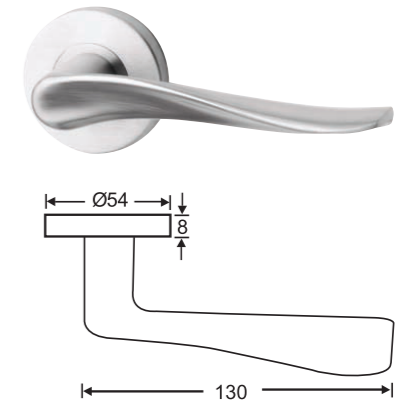
Solid Stainless Steel Lever Handle

Model no.: ASL - 020

Description: Solid Lever on Rose

Dimensions: Length - 130mm
Spindle: 8mm x 8mm Straight Spindle Standard
Round Rose: Ø54mm x 8mm

Finish: Satin Stainless Steel - US32D



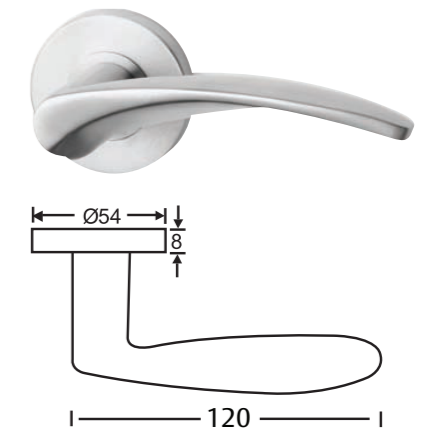
Solid Stainless Steel Lever Handle

Model no.: ASL - 030

Description: Lever on Rose

Dimensions: Length - 120mm
Spindle: 8mm x 8mm Straight Spindle Standard
Round Rose: Ø54mm x 8mm

Finish: Satin Stainless Steel - US32D

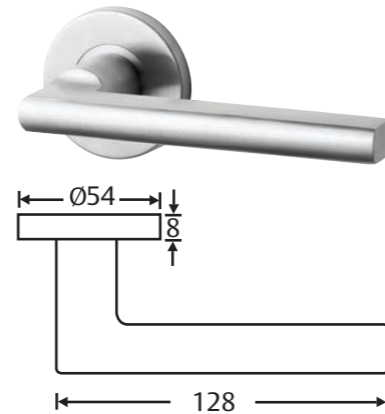


Solid Stainless Steel Lever Handle

Model no.: ASL - 040

Description: Solid Lever on Rose
Dimensions: Length - 128mm
 Spindle: 8mm x 8mm Straight Spindle Standard
 Round Rose: Ø54mm x 8mm

Finish: Satin Stainless Steel - US32D

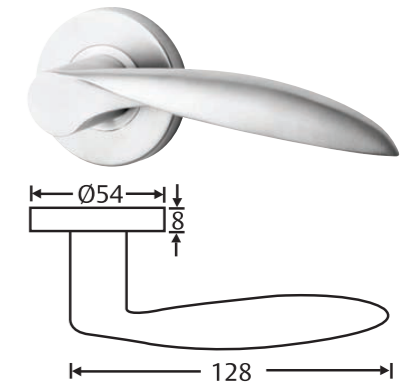


Solid Stainless Steel Lever Handle

Model no.: ASL - 070

Description: Solid Lever on Rose
Dimensions: Length - 128mm
 Spindle: 8mm x 8mm Straight Spindle Standard
 Round Rose: Ø54mm x 8mm

Finish: Satin Stainless Steel - US32D

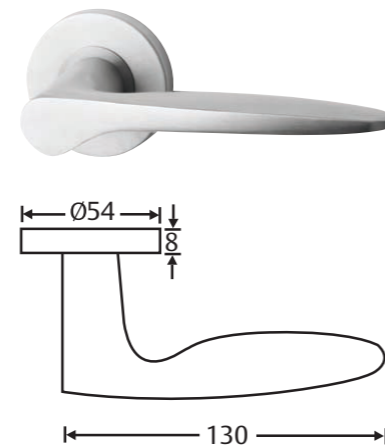


Solid Stainless Steel Lever Handle

Model no.: ASL - 050

Description: Solid Lever on Rose
Dimensions: Length - 130mm
 Spindle: 8mm x 8mm Straight Spindle Standard
 Round Rose: Ø54mm x 8mm

Finish: Satin Stainless Steel - US32D

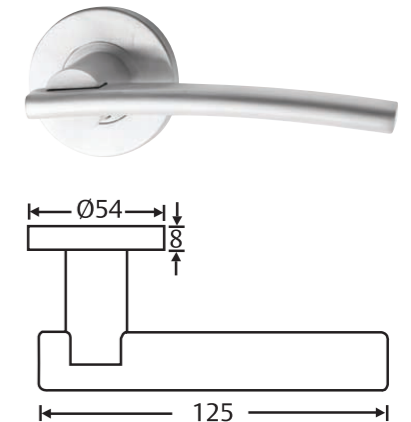


Solid Stainless Steel Lever Handle

Model no.: ASL - 080

Description: Solid Lever on Rose
Dimensions: Length - 125mm
 Spindle: 8mm x 8mm Straight Spindle Standard
 Round Rose: Ø54mm x 8mm

Finish: Satin Stainless Steel - US32D

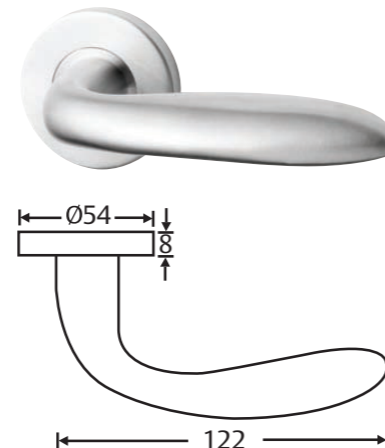


Solid Stainless Steel Lever Handle

Model no.: ASL - 060

Description: Solid Lever on Rose
Dimensions: Length - 122mm
 Spindle: 8mm x 8mm Straight Spindle Standard
 Round Rose: Ø54mm x 8mm

Finish: Satin Stainless Steel - US32D

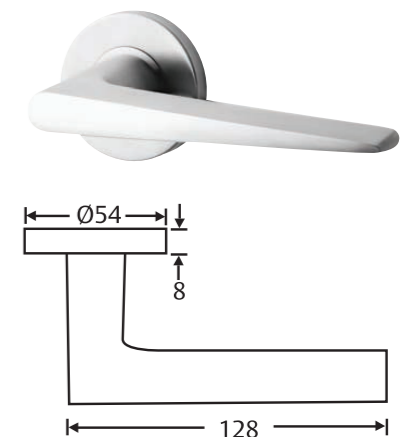


Solid Stainless Steel Lever Handle

Model no.: ASL - 090

Description: Solid Lever on Rose
Dimensions: Length - 128mm
 Spindle: 8mm x 8mm Straight Spindle Standard
 Round Rose: Ø54mm x 8mm

Finish: Satin Stainless Steel - US32D

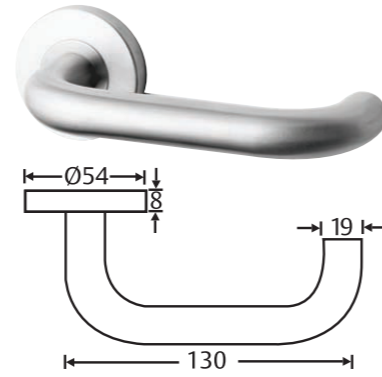


Tubular Stainless Steel Lever Handle

Model no.: ATL - 010

Description: Lever on Rose
Dimensions: Length - 130mm
 Spindle: 8mm x 8mm Straight Spindle Standard
 Round Rose: Ø54mm x 8mm

Finish: Satin Stainless Steel - US32D

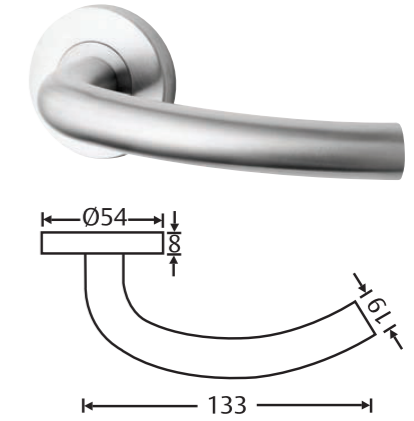


Tubular Stainless Steel Lever Handle

Model no.: ATL - 040

Description: Lever on Rose
Dimensions: Length - 133mm
 Spindle: 8mm x 8mm Straight Spindle Standard
 Round Rose: Ø54mm x 8mm

Finish: Satin Stainless Steel - US32D

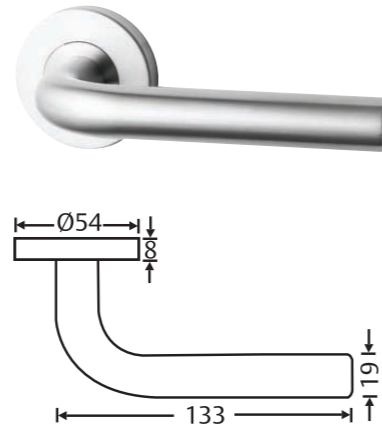


Tubular Stainless Steel Lever Handle

Model no.: ATL - 020

Description: Solid Lever on Rose
Dimensions: Length - 133mm
 Spindle: 8mm x 8mm Straight Spindle Standard
 Round Rose: Ø54mm x 8mm

Finish: Satin Stainless Steel - US32D

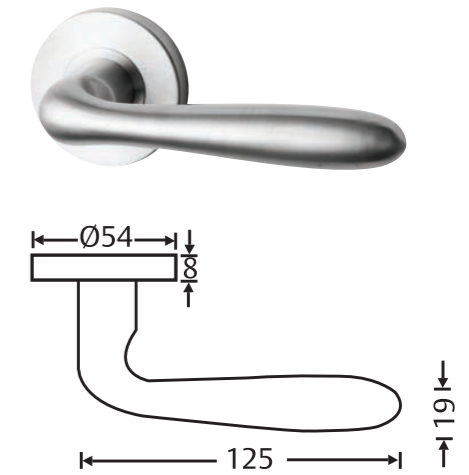


Tubular Stainless Steel Lever Handle

Model no.: ATL - 050

Description: Lever on Rose
Dimensions: Length - 125mm
 Spindle: 8mm x 8mm Straight Spindle Standard
 Round Rose: Ø54mm x 8mm

Finish: Satin Stainless Steel - US32D

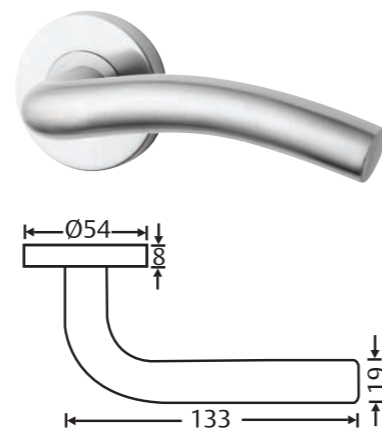


Tubular Stainless Steel Lever Handle

Model no.: ATL - 030

Description: Lever on Rose
Dimensions: Length - 133mm
 Spindle: 8mm x 8mm Straight Spindle Standard
 Round Rose: Ø54mm x 8mm

Finish: Satin Stainless Steel - US32D

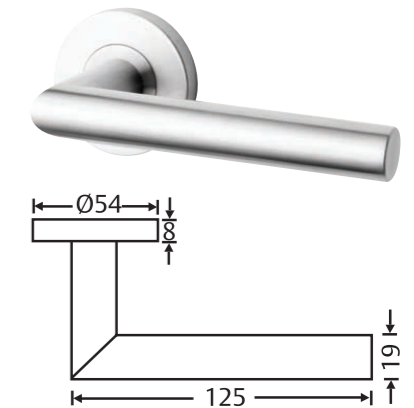


Tubular Stainless Steel Lever Handle

Model no.: ATL - 060

Description: Lever on Rose
Dimensions: Length - 125mm
 Spindle: 8mm x 8mm Straight Spindle Standard
 Round Rose: Ø54mm x 8mm

Finish: Satin Stainless Steel - US32D

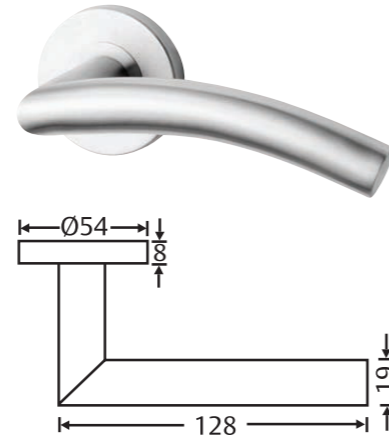


Tubular Stainless Steel Lever Handle

Model no.: ATL - 070

Description: Lever on Rose
Dimensions: Length - 128mm
 Spindle: 8mm x 8mm Straight Spindle Standard
 Round Rose: Ø54mm x 8mm

Finish: Satin Stainless Steel - US32D

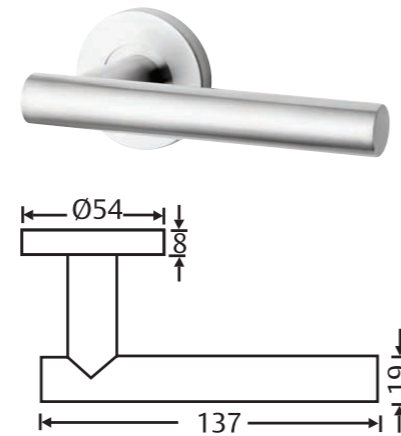


Tubular Stainless Steel Lever Handle

Model no.: ATL - 080

Description: Lever on Rose
Dimensions: Length - 137mm
 Spindle: 8mm x 8mm Straight Spindle Standard
 Round Rose: Ø54mm x 8mm

Finish: Satin Stainless Steel - US32D

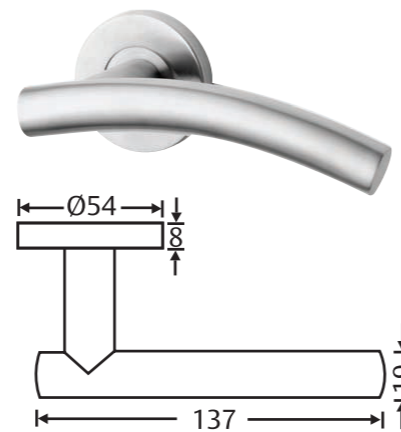


Tubular Stainless Steel Lever Handle

Model no.: ATL - 090

Description: Lever on Rose
Dimensions: Length - 137mm
 Spindle: 8mm x 8mm Straight Spindle Standard
 Round Rose: Ø54mm x 8mm

Finish: Satin Stainless Steel - US32D

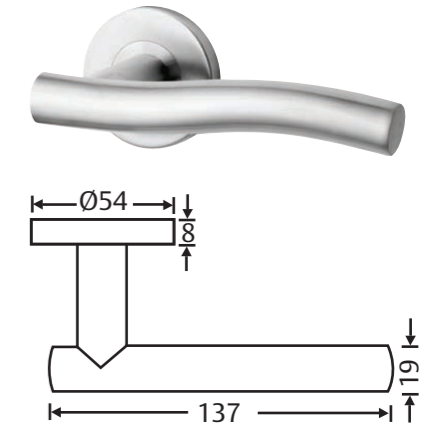


Tubular Stainless Steel Lever Handle

Model no.: ATL - 100

Description: Lever on Rose
Dimensions: Length - 137mm
 Spindle: 8mm x 8mm Straight Spindle Standard
 Round Rose: Ø54mm x 8mm

Finish: Satin Stainless Steel - US32D

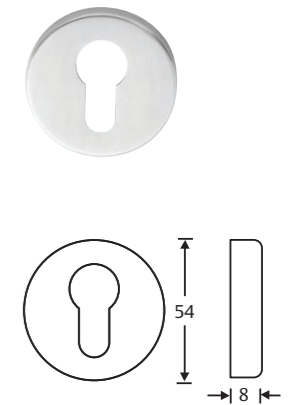


Stainless Steel Escutcheon

Model no.: AEP - 010

Description: Euro profile cylinder escutcheon
Dimensions: Diameter: 54mm, depth: 8mm

Finish: Satin Stainless Steel - US32D



Lever Handles - Narrow Profile

ASSA ABLOY

Lever Handles - Valli & Valli Series

ASSA ABLOY

Narrow Profile Lever Handle

Model no.: ATL - 201

Description: Lever handle with narrow profile rose

Finish: Satin Stainless Steel - US32D



Narrow Profile Lever Handle

Model no.: ATL - 202

Description: Lever handle with narrow profile rose

Finish: Satin Stainless Steel - US32D



Narrow Profile Lever Handle

Model no.: ATL - 203

Description: Lever handle with narrow profile rose

Finish: Satin Stainless Steel - US32D

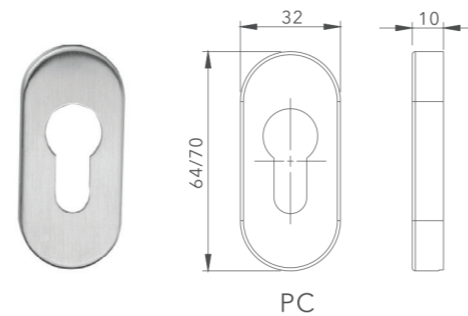


Narrow Profile Lever Handle

Model no.: AEP - 050

Description: Narrow profile escutcheons

Finish: Satin Stainless Steel - US32D



H 1061
Serie Cenerentola design
Luciana Di Virgilio e Gianni Veneziano



H 1060
Serie Alina
design Skidmore, Owings&Merrill



H 1059
Serie Fidelio
design Mauro Carlesi



H 1058
Serie Amica
design Valli Workshop



H 1057
Serie Retrò
design Valli Workshop



H 1056
Serie Quadra
design Valli Workshop



H 1055
Serie Words
design Franco Poli



H 1054
Serie W.W.
design Valli Workshop



H 1052
Serie Supersonic
design Mikhail Leykin



H 1051
Serie Tieste
design Yoshimi Kono



H 1050
Serie Giasone
design Valli Workshop



H 1049
Serie Divara
design Valli Workshop



H 1046
Serie Nais
design Valli Workshop



H 1045
Serie Bess
design Yoshimi Kono



H 1044
Serie Oberon
design Vincent Van Duysen



H 1044 Q
Serie Oberon
design Vincent Van Duysen



H 1043
Serie Alcina
design Matteo Thun



H 1042
Serie Walkiria
design Panacom Architects Arseniy
Leonovich



H 1040
Serie Siberia
design Gabriele e Oscar Buratti



H 1039
Serie Fedra
design Jean-Baptiste Sibertin Blanc



H 1037
Serie Teseo
design Valli Workshop



H 1034
Serie Polis
design Decoma Design



H 1027
Serie Dafne
design Studio Carlesi Design



H 1026
Serie Dido
design Antonio Bullo



H 1024
Serie Lolita
design Valli Workshop



H 1022
Serie Ernani
design Valli Workshop



H 1018
Serie Otello
design Marius Schreyer Design



H 1016
Serie Nabucco
design Valli Workshop



H 1004
Serie Antares
design Valli Workshop



H 1003
Serie Croco
design Matteo Thun



Lever Handles - Valli & Valli Series



H 914/8
Serie Medicea
design Pasquale Valli



H 198
Serie Mizar
design Eero Aarnio



H 195
Serie Orchidea
design Valli Workshop



H 192
Serie Prunus
design Valli Workshop



H 179
Serie Aida
design Matteo Thun



H 176
Serie Spiga
design Valli Workshop



H 174
Serie Altair
design Valli Workshop



H 165
Serie Germana
design Valli Workshop



H 163
Serie Sarissa
design Valli Workshop



H 123
Serie Luigi XVI
design Valli Workshop



H 120
Serie Luigi XV
design Valli Workshop



H 4742
Serie Coral
design Valli Workshop



H 4730
Serie White
design Valli Workshop



H 4705
Serie Rhodamine
design Valli Workshop



H 419
Serie Bordeaux
design Valli Workshop



H 417
Serie Indigo
design Valli Workshop



H 416
Serie Garnet
design Valli Workshop



H 415
Serie Scarlet
design Valli Workshop



H 414
Serie Amber
design Valli Workshop



H 412
Serie Lilla
design Valli Workshop



H 44
Serie Pink
design Valli Workshop

