

Effortless opening and upgrading

ASSA ABLOY
Opening Solutions

Discover the benefits of Cam-Motion® door closers

Experience a safer
and more open world




Safety and security shouldn't create barriers for the young and less-abled

Deploying Cam-Motion® door closers on interior and exterior doors makes accessibility and security effortless

Door closers help create safe spaces where everyone feels comfortable moving around. At fire doors and controlled access points, they ensure carefully designed security measures work on the ground.

These security and safety measures must not create inconvenience for everyone, nor erect barriers to the less-able. The right door closer ensures no door becomes a barrier, but remains an opening. When you install Cam-Motion® door closers, your building is safer and more welcoming: it becomes a pleasure to use for everyone.



Fire doors

Safely closed doors comply with local and regional fire and safety regulations, and protect every building occupant.



Convenience

Comfortable opening eases everyone's passage throughout high-footfall doors around busy offices and workplaces.



Accessibility & regulations

The right door closers ensure effortless, worry-free compliance, creating an environment that is secure and open to all.

When you open a door equipped with a Cam-Motion® door closer from ASSA ABLOY, the force needed to open the door falls quickly.



Feel the difference with Cam-Motion® technology

Every user, young or old, opens doors effortlessly and safely



How much force is required to open a door with Cam-Motion® closer and guiderail vs. rack-and-pinion closers with guide rail?

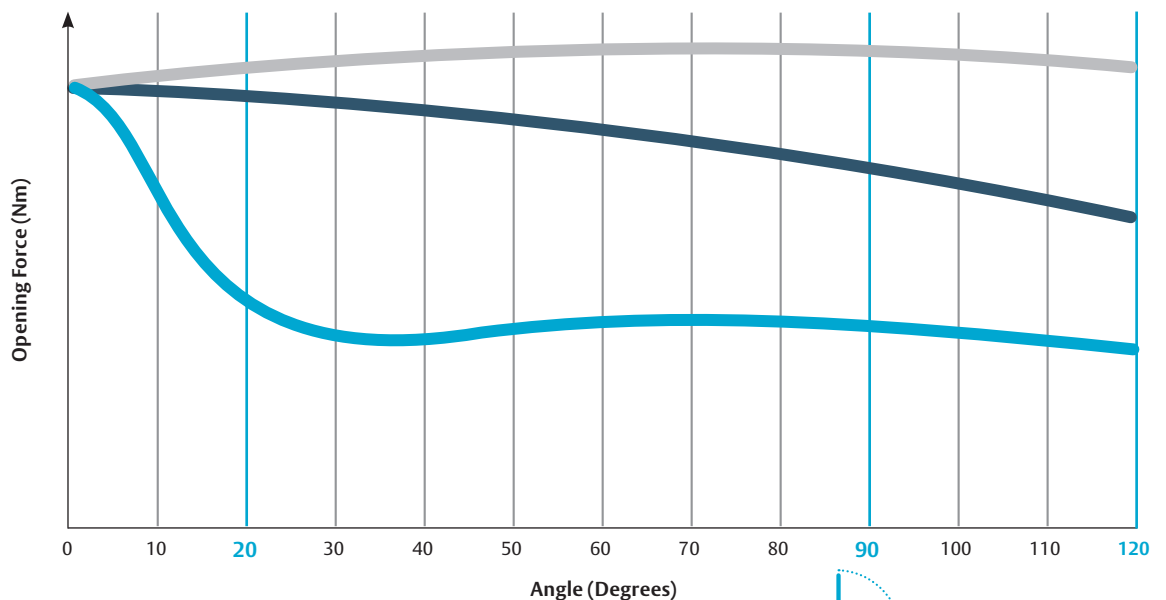
Doors equipped with Cam-Motion® door closers are easier and more comfortable to open. They require less effort for everyone who passes through them. Unlike traditional rack-and-pinion door closers, Cam-Motion® does the heavy lifting — so building users don't have to.

Typical asymmetric rack-and-pinion with guide rail

Typical symmetric rack-and-pinion with guide rail

Cam-Motion®

Compared to rack-and-pinion closers with guide rails, you need not pull or push a Cam-Motion® closer so hard (see the graph, below). It is easier on your arms — and built for the natural power of the human elbow. Especially for younger children, elderly and the less-able, opening a door is easy and comfortable.



ASSA ABLOY Cam-Motion® door closers — performance and quality you can trust

With European R&D, manufacturing and distribution



True fit and forget performance

- **Independently adjustable valves;** individually tailor latch and closing speeds, ensuring closing performance meets the specific application
- **Thermo-resistant valves ensure consistent performance;** once speeds are set, they will not change, ensuring doors never slam and younger or less-able users are kept safe
- **Back-check functionality protects the frame and surrounding areas;** slowing the door's final opening section, preventing banging into walls



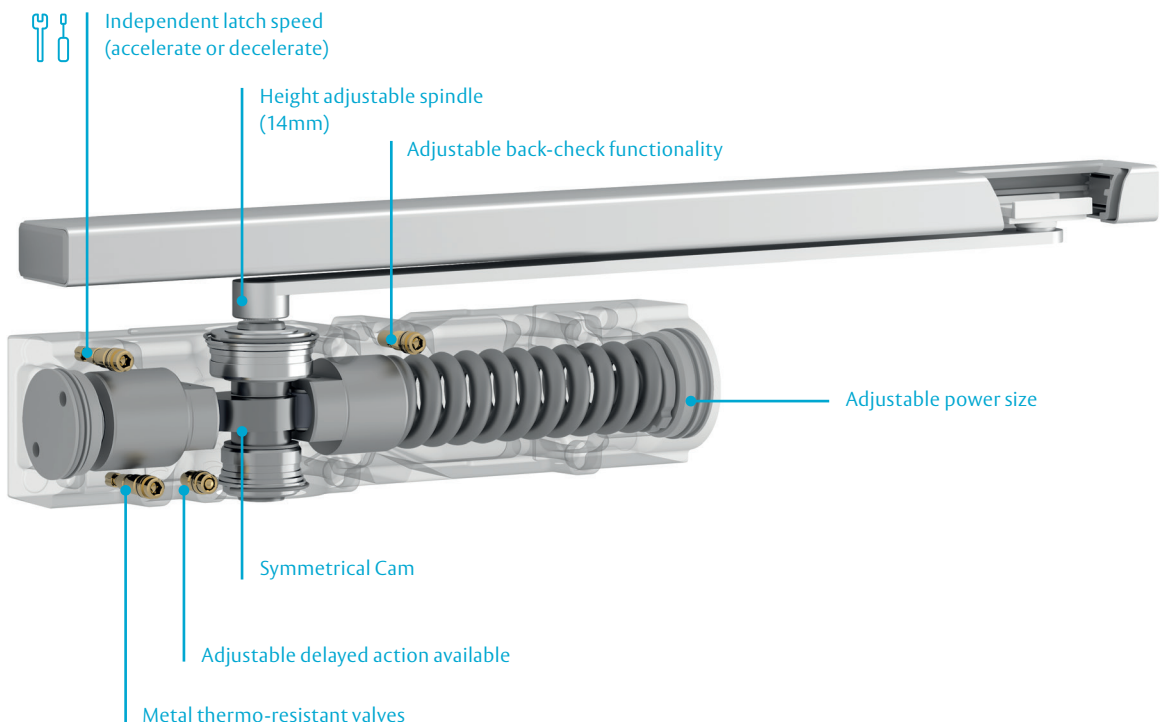
A future-proof solution

- **Upgrade your solution as your requirements change;** our core range of closers have a common fixing position, so you can effortlessly replace and upgrade as your needs evolve
- **Retain your doors — save time and money;** common fixing position allows you to change closers but retain your doors; adaptor plates allow you to replace existing third-party solutions
- **Adjustable power sizes;** alter the power to suit a range of door widths, so you can retain closers if you ever change your doors, and tailor to
 - pressure differentials or windy applications



Safety and security, without barriers

- **Ensure your building is open to all;** Cam technology offers best level decreasing opening forces on the market, along with the closing force to keep users safe and your building secure
- **Delayed action for greater convenience and accessibility;** providing greater time to pass through a door — ensuring the less-able can pass safely and for high-footfall locations
- **Entire range is fire door compliant;** peace of mind that all your door closers are compliant and users are safe





How ASSA ABLOY Cam-Motion® door closers make the difference



... for OEMs

- **A single fixing for any door:** the range's common fixing position means you only need one CAD & CAM program
- **One consistent design:** standardized design and finish across the entire portfolio, with a choice of colors
- **Accessibility compliance:** Cam technology offers a smooth opening with strong closing force — effortless access and exit for all



... for installers

- **Standard mounting position for all models:** waste less time, install more closers with drilling templates and uniform installation process
- **Time saved by the spindle:** height adjustments (up to 14mm) are quick and small measurement errors easily corrected
- **One box, one product, every door:** every Cam-Motion® door closer fits door or frame mount, push or pull side, right out of the box



... for architects and building planners


- **Implement your undiluted vision:** sleek, low profile guide rail closers eliminate projecting link arms
- **Save time planning door hardware:** with just two complementary products and universal accessories, you can specify a whole building
- **Discreet and uniform footprint:** aesthetic consistency across the range, with a choice of contemporary colourways



... for wholesalers and distributors

- **Preserve valuable stockroom space:** improve cash flow by reducing stock; every Cam-Motion® door closer fits door or frame mount, push or pull side
- **A customer solution for any door:** either a DC500 or DC700 will secure around 99% of real world door sizes EN 1–6 (750mm–1,400mm width)
- **Future-proofed door solutions:** adjustable power sizes and common fixing positions enable customers to adapt or upgrade on demand

With two types of
Cam-Motion® door closers from ASSA ABLOY,
you could cover an entire building



DC 500

EN 1–4 (power size)
Back-check as standard
EN1670 Grade 4: 240 hours
Choice of G195 or G193 guiderails
High quality aluminum/composite cover

DC 700

EN 3–6 (power size)
Back-check as standard
EN1670 Grade 4: 240 hours
Improved decelerating latch speed
Optional delayed action
Choice of G195 or G193 guiderails
High quality aluminum/composite cover

A range of finishes
ensures door closers
blend effortlessly with
building architecture
and visual design

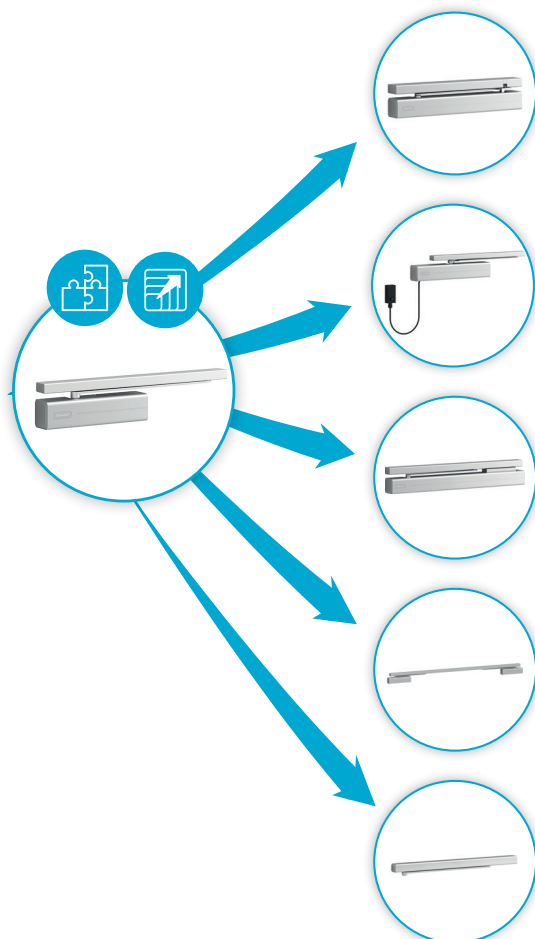




Life is fluid. Future-proof your solution with an effortless upgrade path

There's an ASSA ABLOY Cam-Motion® Door Closer to fit almost any size or type of door. And if the door's usage or needs change, it is simple to swap or upgrade between Cam-Motion® closers or to another type of closer altogether: Every closer in our core range shares the same fixing positions. Which means no door replacements or fire exits compromised by old drilling holes. You can switch models, or upgrade, to any of the below — whenever you like.

The entirely modular range of Cam-Motion® closers creates a simple upgrade path, futureproofing your building



Close-Motion®

- Safest and quietest closing; reduced final closing speed
- Secure closing even with pressure differentials; superior final closing force

Free-Motion®

- Can disable closer function, allowing door to open without resistance
- Integrate into fire system, ensuring doors are closed in event of a fire

Security Door Closer

- In-built lock and strike; provides secure closing and an affordable locking solution
- Able to integrate with access control system

Double Door Coordinators

- Can be retrofitted to existing door closers
- Simple installation; fit in minutes

Electro-Mechanical Hold Open

- Can integrate into fire alarm system; doors held open close when fire alarm activated
- Autonomous fire protection; optional smoke detector closes door when smoke detected

The ASSA ABLOY Group is the global leader in access solutions. Every day, we help billions of people experience a more open world.

ASSA ABLOY
Opening Solutions

ASSA ABLOY Opening Solutions leads the development within door openings and products for access solutions in homes, businesses and institutions. Our offering includes doors, door and window hardware, locks, access control and service.

ASSA ABLOY Opening Solutions

UAE Office

P.O. Box 37765
National Industrial Park (NIP)
Dubai, United Arab Emirates
Tel.: +971 (0) 4 880 4888
Fax: +971 (0) 4 880 4884

Qatar Office

P.O. Box 32522
D-Ring Road, Al Matar Al Qadeem District
Regus Business Centre, 1st Floor, Office 109
Doha, Qatar
Tel.: +974 44231264/65/66

Saudi Arabia Office

P.O. Box 25960
Abdulaziz main Road 2d floor
Riyadh, Kingdom Of Saudi Arabia
Tel. : +966114162075

Egypt Office

P.O. BOX 11341
4A, Shafik Ghorbal St. Roxy
Cairo, Egypt
Tel.: +20 1234 75737
Fax: +20 2225 78481



info.me.open@assaabloy.com



www.assaabloy.com